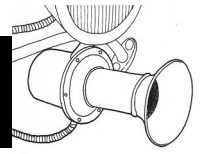





THE KLAXON



February 2019



Inside this Month:

President's message	2
Birthday's	2
Club Calendar	3
Local Events	5
Meeting Minutes	8
'Roster Update Form	9
Ignition Circuit Testing	10

And much more in this issue.....

The Newsletter of the

Delaware Valley Model A Ford Club, Inc.

Founded in 1958



Stace Leichtler's Phaeton at the Trexlertown Show last spring. This show will be upon us again very soon.

The Klaxon is the monthly newsletter of the Delaware Valley Model "A" Ford Club, Inc. and is circulated to all club members and other interested clubs. The club meets on the first Thursday of each month at 7:30pm at Daley's Service Center, 2749 Bristol Pike, Bensalem, PA 19020.

If you wish to contribute articles for publication in the Klaxon please do so by submitting them to the editor Jim Maier. Other pertinent information can be obtained from the officers.

Technical and historical questions are encouraged and we'll do our best to get the answers. Questions can be submitted via E-Mail at: M2116x6@comcast.net.

Club Officers

President – Mike St. George	215-579-1956
Vice Pres – Zach Demusz	267-423-1147
Secretary – Don Fortune	215-698-1256
Treasurer – Don O'Hara	215-338-6368
Editor - Jim Maier	267-918-2078
Nat'l Director – Mike Etling	610-505-4504
Activities/Parades – Ted Etling	215-802-8622

<http://www.dvmafc.org/>

President's Message



Fellow members - Let's get right to it.

February's meeting will be full of issues that need to be addressed and voted upon.

First off, we need to decide if we want to move our annual banquet date to earlier in the calendar year. Several members mentioned this move because the annual picnic and banquet feel too close together. I've spoken with the catering manager at the Irish Rover Station (where we've had the banquet before) and she's amenable to moving our date. It's been suggested to hold the banquet in late April, May, or early June. So think about it before the meeting.

Secondly, we need to decide when to hold our July meeting, since the 4th of July, falls on the first Thursday of the month. It's been suggested to hold our July meeting on the 2nd of July, Tuesday, to iron-out any last minute details for our July 4th parade plans. As we all know, the parades are our "money-makers" for the club.

And lastly, Willie Long, is looking into the purchase of club jackets and polo shirts, since they have not been available for a while. We have new members that might like to purchase these items to show-off their "new found pride" in becoming club members. Boy, is it getting deep in here or what?

I'll be away for the February meeting, soaking up the sun in Baja California; but I'm certain that my fellow officers will handle everything without a hitch. Please be kind to them, remember it's an all volunteer force - just like the military. See ya when I return.

- Mike St George

Up Coming Events


2/7 Monthly Meeting at Daley's Service Center

3/7 Monthly Meeting at Daley's Service Center

Happy Birthdays for February!

If we missed your birthday please let the editor know

Dick Wainwright	3
Edward Mitchell	5
Mike Jones	7
Lin Bethman	12
Rich Nash	13
Joy Johnson	22



Delaware Valley Model A Ford Club 2019 Yearly Calendar of Events

January

3 - Club Meeting – 7:30pm Daley’s

February

7 – Club Meeting – 7:30pm Daley’s

March

7 – Club Meeting – 7:30pm Daley’s

April

4 – Club Meeting – 7:30pm Daley’s

May

2 – Club Meeting – 7:30pm Daley’s

18 – Trexlertown Model A Show

28 – Bensalem / Croydon Parades

June

6 – Club Meeting – 7:30pm Daley’s

1 - Holy Nativity Strawberry Fest in Rockledge

July

4 – Lawncrest Parade – 8:30 Form up on Rising Sun Avenue above Knorr St.

4 – Cheltenham Parade – 11:00 Form up on Ashmead Road at Front Street.

? – Club Meeting – 7:30pm Daley’s

6 - Pennypack Woods Parade ~ Billy Long POC

August

1 – Club Meeting – 7:30pm Daley’s

September

5 – Club Meeting – 7:30pm Daley’s

? - International Model A Ford Day Picnic

? – Club Banquet.

October

3 – Club Meeting – 7:30pm Daley’s

9-12 – Hershey AACA Meet

November

7 – Club Meeting – 7:30pm Daley’s

16 – Bristol Township Parade. Kicks off at noon at the elementary school on Haines road, Levittown.

December

5 – Club Meeting – 7:30pm Daley’s

Please advise the editorial staff of any additional events, as well as any changes.

A law firm that considers it a privilege to help you.



Personal Injury & Wrongful Death | Workers' Compensation | Estate Planning, Probate, & Estate Administration
Family Law | Real Estate Law | Business Law | Criminal Law | Municipal Law | School Law | Elder Law

BEGLEY, CARLIN & MANDIO, LLP

Serving Bucks County residents and businesses for all their legal needs.

680 Middletown Boulevard | Langhorne, PA 19047 | 215-750-0110 | 123 W. Bridge Street | New Hope PA 18938 | 215-862-0701

www.begleycarlin.com

OPEN MON. - FRI. 8:30 - 5:00

Henry's Alternator Exchange, Inc.

STARTERS - ALTERNATORS
(REBUILT OR EXCHANGED)

Electrical Short Specialist

Phone: 215-355-0585

Fax: 215-396-0924

henryalt@verizon.net

1712 BROWNSVILLE ROAD

TREVOSE, PA 19053

www.henrysalternator.com



Dan Marseglia
President

DLMSalesLLC@hotmail.com

P.O. Box 696
Langhorne, PA 19047

Phone: (215) 570-4494

Fax: (215) 405-2538

THOMAS J. ROBERTS & DAUGHTERS

REGISTERED PLUMBING & HEATING

(215) 744-7179



REG. #3300



Quality Parts
Same Day Shipping
Established 1972
156 Page Catalog
Order Desk 800-422-1928



www.snjparts.com

UPCOMING LOCAL AUTO RELATED EVENTS

From Hemmings Motor News and other sources

See enclosed club event listing for our club events

Philadelphia Auto Show February 2 – 10, 2019

The Pennsylvania Convention Center 1101 Arch Street, Philadelphia PA 19107

Monday 2/4 ó Friday 2/8: 12noon ó 10pm

Saturday 2/9: 9am ó 10pm

Sunday 2/10: 9am ó 8pm

Regular Price Tickets:

General Admission (age 13+): \$14.00. Children (age 7-12): \$7.00. Children 6 & under: FREE with ticketed adult
Tickets will be available to purchase online in late November.

Service fee applies to all online ticket sales. There are no fees at the onsite box office.

Seniors (62+) ó \$7.00: Senior tickets are available for purchase at the Pennsylvania Convention Center box office every weekday during the Auto Show. Proof of age is required.

Indoor/Outdoor Swap Meet and CarCorral

March 31, 2019 8am - 6pm

Indoor/Outdoor swap meet and car corral for auto related items only at the Classic Auto Mall in Morgantown Pa. on Sunday March 31st, doors open at 8am till 6pm. Over 120 indoor swap meet spots are 12ftx15ft at \$15.00 each, pre-registered, \$25.00 each, day of show. Unlimited number of outdoor swap meet spots which are a block of 4 parking spaces for \$15.00 each pre-registered, day of show, \$25.00. Outdoor car corral spaces are one parking spot at \$10.00 each, no parts in car corral. Over 400 indoor Car Corral spaces are already all sold out. Indoor swap meet vendors must set up Saturday afternoon 12-7pm. Outdoor set up 6am Sunday. No spectator admission during Saturday set up or until 8am Sunday. Contact for space availability or text to 610-430-8432.

Location: 6180 Morgantown Rd Morgantown, PA, 19543

Spring Carlisle

April 24 to April 28, 2019

Spring Carlisle is massive Our 150 acre Facility in Carlisle, Pennsylvania plays host to or in excess of 100,000 collector and classic automotive enthusiast from all over the world. This early Spring Event is supported by the best of Powerhouse Manufacturers, remanufactured and used parts vendors in the country. In addition, vintage collectibles, advertising, gas and oil and variety of hidden, high valued hard to find treasures of the unexpected brings out an abundance of the strongest collectors, dealers, auction houses and pickers in the country. Also, be a part of the auction excitement on Thursday, Friday AND NOW Saturday of Spring Carlisle at the neighboring Carlisle Expo Center from April 25-27 for the ever-popular collector car auction. This auction sees over 500 cars cross the block.

Location: 1000 Bryn Mawr Rd, Carlisle PA 17013 Carlisle, PA, 17013

Cost: Visit Website

Mike's "A" Ford-able Parts

Mike Butcher



124 Model A Drive, Maysville, GA 30558
email: mike@mikes-afordable.com - www.mikes-afordable.com
Fax: 706 652 2492 - Phone: 706 652 3866
1 888 TRY MIKE (879 6453)



Specialising in 1928 - 1931 Model A Ford Parts

1909-48 Ford Parts & Accessories

800.242.6491

www.gaslightauto.com



Gaslight Auto Parts

NORPAC



NORTH PHILADELPHIA

JET CENTER

DIVISION

Fuel/Cargo Services
Auto Rental
Conf. Rooms/Catering

NORTHEAST PHILADELPHIA AIRPORT
11301A NORCOM ROAD
PHILADELPHIA, PA 19154
ARINC 131.25

PHONE (215) 673-9000
OFFICE FAX (215) 673-9184
PILOT'S FAX (215) 673-8784
www.nphilajetcenter.com

TED WARNEY
GENERAL MANAGER

215-638-1820
215-639-9803
Fax 215-638-9392

State Inspection
Emission Testing
Towing

DALEY SERVICE CENTER
Auto & Truck Repair

2749 Bristol Pike
Bensalem, PA 19020



Email: Garage7124@aol.com


www.DaleysServiceCenter.com



Meet Jonathan HAGERTY'S PRE-WAR SPECIALIST

I'M JUST YOUR AVERAGE
89-YEAR-OLD

LIVING IN A 29-YEAR-OLD'S BODY.



Ever feel like you were born in the wrong era? Jonathan, Hagerty's pre-war car specialist, does. He drove a '30 Model A every day for a year. Jonathan's just one of our many specialists, here to make sure our clients get the knowledge and service they expect.

An absurd dedication to collector cars. It's another reason why if you have a classic, you belong with Hagerty.

The Classic Car Insurance Specialists | 877-922-1706 | WWW.HAGERTY.COM



BRATTON'S

ANTIQUE AUTO PARTS



800-255-1929 Phone
www.brattons.com

800-774-1930 Fax
1606 Back Acre Circle
Mount Airy, MD 21771

Your source for Quality Model A Ford Parts since 1976

Greg Longs Gym

85 EAST STREET RD. • FEASTERVILLE, PA 19047
UNDER MICHAELS CRAFT & FLORAL
215-364-1168

- 10 M SQ FT WORKOUT AREA
- 5 TONS OF FREE WEIGHTS
- CARDIO EQUIPMENT
- BODY MASTERS
- PRO-SHOP
- NAUTILUS EQUIPMENT
- HAMMER STRENGTH
- KAISER AIR MACHINE
- TANNING BEDS
- PERSONAL TRAINING

FREE WORKOUT WITH THIS CARD

Fire Alarm - Security - C.C.T.V. - Card Access
Phone & Date Line Services

CUSTOM ALARM SERVICES

1289 ARBUTUS AVE.
LANGHORNE, PA.
(215) 752-9777

Fully Insured
A. John Korhonen

24 Hour Monitoring
Services & Sales

General Insurance & Surety Bonds Since 1929

www.brucebeaton.com

W. Bruce Beaton
Company Inc.

Georgia Bihler
Account Manager
georgia@brucebeaton.com

1390 Industrial Blvd.
Southampton, PA 18966
215.942.2800
215.942.2882 (fax)

Etling's Antique Auto

SERVICE & REPAIR
Specializing In The
Model "A" Ford

Model "T" Ford • Early Ford V 8

100 SPRING VALLEY WAY
ASTON, PA 19014

MICHAEL T. ETLING
610-505-4504

**BERKSHIRE
HATHAWAY**
HomeServices



Lisa Zampirri
REALTOR®

Fox & Roach, REALTORS®
550 N. Main Street
Doylestown, PA 18901
Bus 215.348.1700 x132
Cell 609.972.7439
Direct 267.880.3041
lisa.zampirri@foxroach.com



A member of the franchise system of BHH Affiliates, LLC



AUTO | HOME | LIFE

Liberty Mutual Insurance

104 Pheasant Run Suite 103
Newtown, PA 18940
Office: 215-579-9322 ext. 53222
Fax: 603-430-5720
Cell: 267-229-3272



PROUD PARTNER

Anthony Zampirri, Jr.
Sales Representative
Anthony.Zampirri@LibertyMutual.com

January Meeting Minutes

President's opening remarks

Two new members - Bill King (2 1931 A's) and Norm Kohler (1931 Phaeton)

Financial Report read by Dave Miller

Old News

Need roster update forms from members

New Business

Proposed move of July meeting to 2nd. John Daley ok.

Concern regarding Picnic & Banquet too close. Suggest early 1/2 of May. Sunday 5/5 good. Irish Rover.

Mike St. George discussed a brake repair book available.

Jim - Bill Grun recovering from bladder surgery.

Jack Fritsch - Gifts for Stace & John Daley.
Where is Shelly?

50/50 won by Dave Creelman, Rosa Miller, Jimmy Buck, Ron Kerr, Jack Fritsch, Dave Creelman.

Neshaminy Antique



Automobile Appraisals

Langhorne, Pa.

215-962-9480

www.neshaminyappraisals.com

**CHRIS
SILQUINI
OPTICIAN**



ULTIMO EYEWEAR

2540 Huntingdon Pike
Huntingdon Valley,
Pennsylvania 19006
215-947-3331 P
215-947-3346 F
ultimoeyewear@verizon.net

eld
ASSOCIATED

ARCHITECTURE • PLANNERS

EDWIN L. DARDZINSKI RA
Registered Architect

201 West Fairview Avenue
Langhorne, Penna 19047
tel/fax 215.752.6706
Cell 215.262.6134
email: eldarch@hotmail.com

Ted Kulesza's 1930 Cabriolet at Trexlertown last spring.





NEW MEMBER/ROSTER UPDATE FORM – 2019

DEADLINE FEBRUARY 15th for inclusion in 2019 roster

Name: _____

Address: _____

City: _____ State: _____ Zip: _____

MARC ID Number: _____

E-Mail: _____

Phone: _____ Cell: _____

Spouse/Partners Name: _____

Date of Birth: Month _____ Day _____

Spouse/Partner Month _____ Day _____

Antique Car Details

YOU MUST CARRY LIABILITY INSURANCE

Vehicle #1 Year: _____ Make/Model: _____

Vehicle #2 Year: _____ Make/Model: _____

Vehicle #3 Year: _____ Make/Model: _____

Vehicle #4 Year: _____ Make/Model: _____

Use backside if you want more than 4 cars listed

ANNUAL MEMBERSHIP FEE IS \$15.00. Mail to:

Delaware Valley Model "A" Ford Club
c/o Don O'Hara, Treasurer
8717 Stardust Lane
Philadelphia, PA 19136

PLEASE COMPLETE THE UPDATE EVEN IF YOU ARE A LIFE MEMBER SO WE CAN
UPDATE THE MEMBERSHIP ROSTER

How To Test The Ignition Circuit

By Les Andrews – Grass Valley, California

Gosh, it won't start. What do I do now?

The ignition circuit should be the first thing to check when the Model A won't start, or if it quits while on tour. Many times the carburetor or fuel system are the first to blame when the Model A quits running or won't start. A quick check of the Ignition Circuit first can isolate the problem about 90% of the time. Testing the Ignition Circuit and isolating an ignition problem should not take more than 10 to 15 minutes. The ignition circuit consists of the battery, fuse (if installed), terminal box, ammeter, coil, ignition cable, ignition switch, and distributor, in addition to 29 electrical connections between the battery and the distributor. **The objective is to get the battery voltage from the battery or generator/alternator, through the ammeter, the coil, and ignition switch to the distributor points,** thereby developing high voltage (24,000 volts +) from the coil to each spark plug. This ignites the compressed fuel in the cylinders, causing the engine to run.

A volt meter is necessary to test the ignition circuit. This test checks the presence of battery voltage (either -6 volts or +12 volts). The engine doesn't care if it's running on -6 volts or + 12 volts. The battery connection and generator/alternator output **MUST** be the same. In other words, if the battery connection is positive to ground, the generator/alternator must be polarized to output a negative voltage and vice versa.

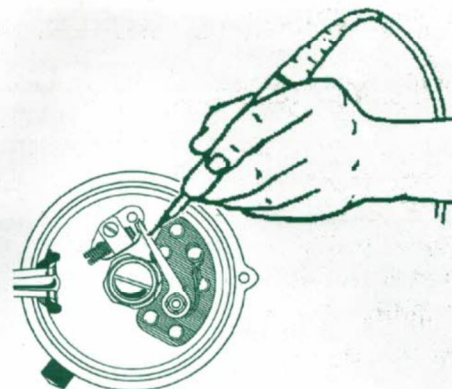

A Quick 6 Step Voltage Check

An inexpensive voltmeter is needed to perform all tests and can be purchased from Radio Shack or any electronics store for around \$10 to \$30. If the battery is connected for positive 6 volt ground, use the red lead on the voltmeter for ground connection to the engine, and use the black lead to measure voltage points. If the battery is connected for minus 12 volt ground, use the black lead on the voltmeter for ground connection to the engine, and use the red lead to measure voltage points.


1. Measure battery voltage at the starter switch.

If no voltage is measured, check battery cable connections at the battery and starter switch or charge battery. If battery voltage is present, go to step 2.


2. Check or replace fuse if installed on the starter motor.




3. Measure battery voltage at both brass wing nuts on the fire wall terminal box. If battery voltage is measured at both terminal box wing nuts, move to step 4.




If no voltage or low voltage is measured at both or either terminal box wing nuts, remove wing nuts and terminal box cover and check for loose or corroded connections at each terminal box stud. Make sure the armored ignition cable is not shorted against either terminal box post. A rubber grommet around the armored ignition cable keeps the armored cable from shorting against either terminal box post. Battery voltage is present at the two terminal box posts at all times.



Remove the instrument panel and check for tight connections at both ammeter connections. Loose ammeter connections are a major cause of low voltage reading. Turn headlights on and off to see if ammeter is working. Measure battery voltage at both ammeter terminals. Correct battery voltage must be measured at both ammeter terminals. Replace ammeter if it is defective.




4. Measure battery voltage at both coil terminals.
If battery voltage is measured at both coil terminals, move to step 5.




If no voltage is measured at either coil terminal, check for loose, corroded or broken black wire at the terminal box post.




5. Place a small piece of paper or business card (insulator) between the points to hold the points open. Turn ignition key ON and **measure battery voltage at the tip of the points.** If battery voltage is measured at the points, turn ignition key OFF, remove the paper insulator, reassemble distributor and move to step 6.



If no voltage is measured at the points, remove the ignition cable from the distributor. With ignition key ON, **measure battery voltage at the tip of the ignition cable.** If battery voltage is measured at the tip of the ignition cable, look for a short or broken wire inside the distributor or shorted condenser.

If no voltage is measured at the tip of the ignition cable, check for voltage at the back of the ignition switch. **Measure battery voltage at the red lead on the switch.** Turn the ignition switch ON and **measure battery voltage at the armored cable connection.** If no voltage is present, replace armored cable or switch.

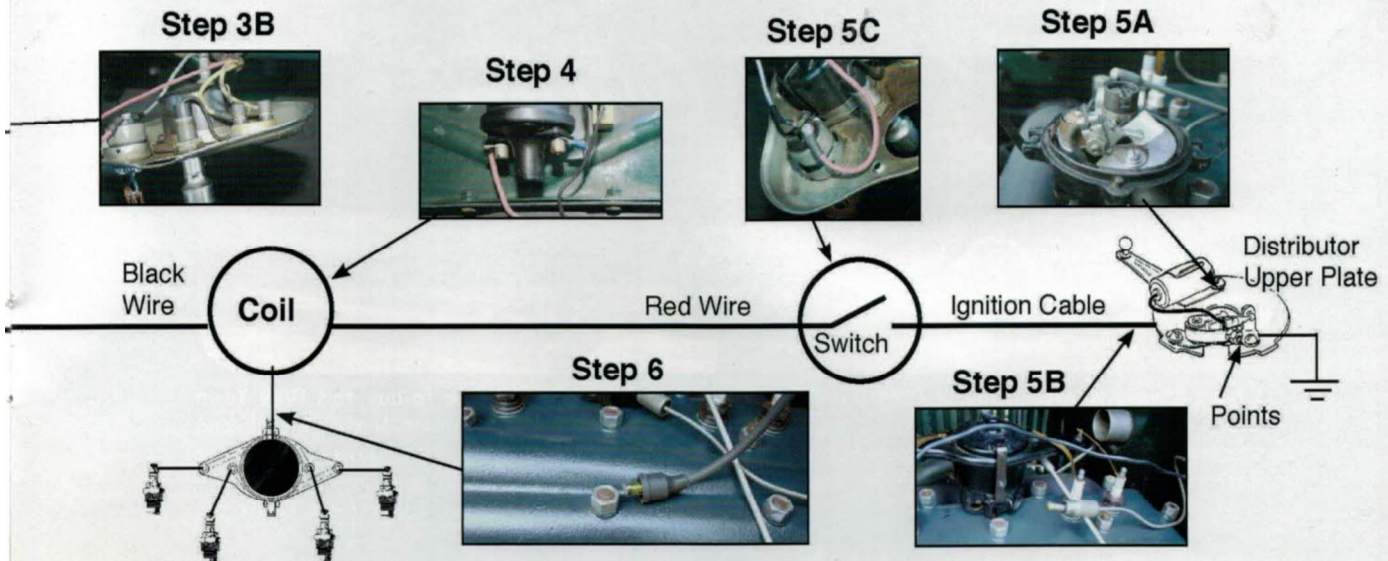




If no arc is observed jumping from the coil wire, check the point gap setting, burnish the points and retest. Set the point gap to .018 to .022". Replace points, coil wire or coil if necessary. If battery voltage is measured at points and an arc can be drawn from the coil wire to a head nut, the ignition system is operational. If the engine does not start or continues to run poorly, check timing and carburetion. If you step through this process several times while the car is in running condition and get familiar with the ignition circuit, you will be able to isolate the problem in a few minutes, fix it, and be on your way.

6. Remove coil wire from the distributor cap and place the end of the coil wire next to a head stud nut. Place the end of the wire 1/8" from the nut without grounding the tip of the wire.

Use a screwdriver to open and close the points or turn the engine over with the starter and **observe that a bright blue arc jumps from the tip of the coil wire to the head nut** each time the points are opened and closed. A spark should also be observed at the points each time they open and close.



Manhattan
BAGEL

BREAKFAST • LUNCH • CATERING

KAZI ZOHA
owner

P. 2157020528
F. 215.702.0613
C. 2672101095

kazizoha@yahoo.com



108 N. Flowers mill rd, • Langhorne, pa-19047 • PA 19140

MAY RENOVATIONS

Painting, Carpentry, Landscaping,
Paperhanging, Minor Electrical

Kevin May

(215) 584-3387

PA STATE INSPECTION

EMISSION TESTING



All Types of Auto & Truck Repairs
Complete Computer Diagnostics
39 Years of Service

114 Reetz Avenue • Hulmeville, PA 19047

215-752-3041

BANINS AUTO

AUTO & TRUCK RESTYLING

Wheels, Tires,
ELECTRONICS, & Custom
Accessories

Expert Custom Installations

baninsauto@verizon.net
baninsauto.com



1820 Brownsville Rd
Trevose, PA. 19053
215-357-3783



GENERAL PAINTING

OF PENNSYLVANIA INC.

Robert A. Miller
President

(610) 783-0808
(610) 831-0134 Fax
RMILLER@generalpainting.com




"Protecting Surfaces Since 1973"



9010 Roosevelt Blvd
Philadelphia, PA 19115
Ph. 215.677.3916
Fax. 215.676.8279

Open 24 hours...7 days a week ~ Take out available
Banquet facilities ~ Baking done on premises

Schmidt Auto Body Inc.



613 BATH STREET
BRISTOL, PA 19007

SHOP (215) 785-5776
FAX (215) 785-3864





DR. JONATHAN W. McCULLOUGH, FACO
FELLOW ACADEMY OF CHIROPRACTIC ORTHOPAEDISTS

Hours By Appointment
(215) 946-0444

35 Lakeside Drive
Levittown, PA 19054

www.mcculloughchiropractic.com



1648 W. Superhighway
Langhorne, PA. 19047

PARTING SHOT



Stace Leichter's Phaeton at Trexlertown last spring.